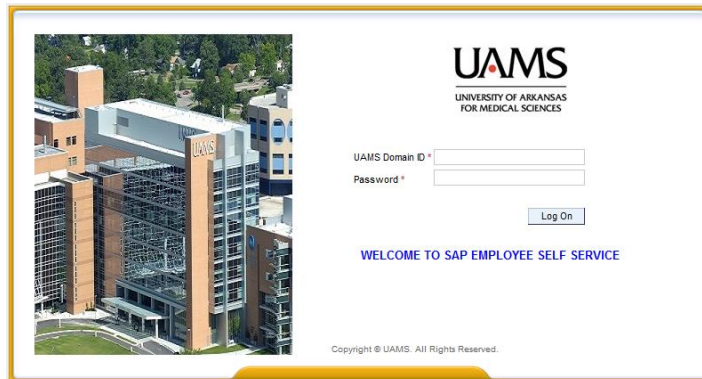


W-2: Accessing Online Statement

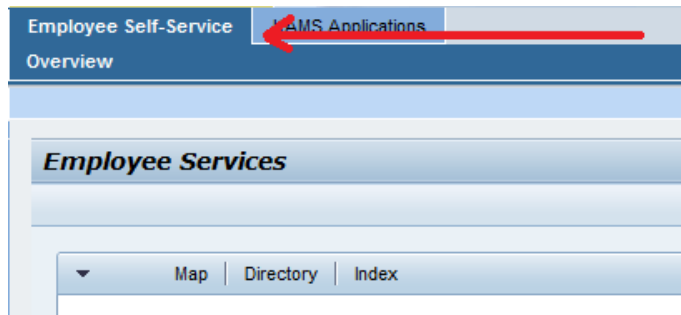
What You Need to Know:

If you selected to receive your W-2s on or before January 18, your W-2 tax statements will be accessible online through Employee Self Service. **Continue below for step-by-step instructions to accessing your online W-2 statement through UAMS Employee Self-Service.**

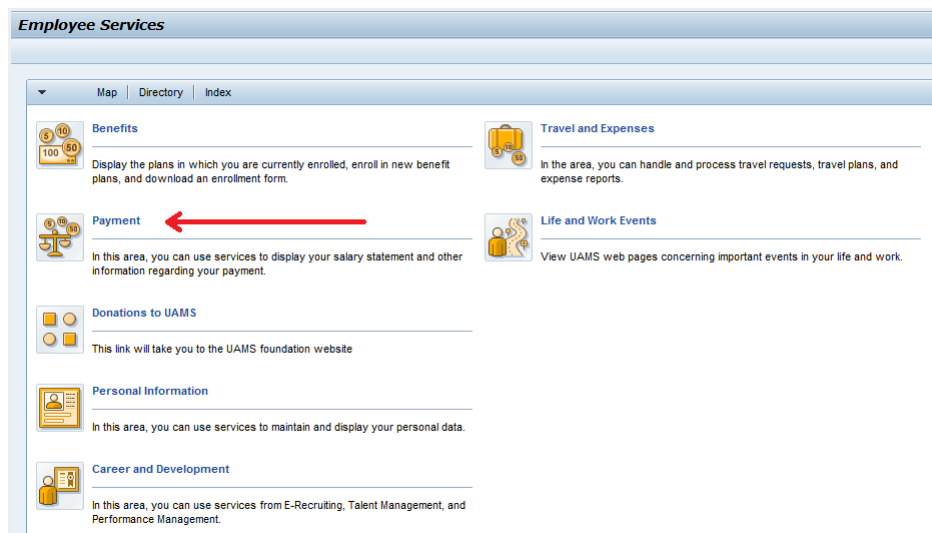
1. [UAMS Employee Self Service](#) using your UAMS network ID and password.



2. Click on the “Employee Self Service” tab.



3. Choose the “Payment” option.



4. Click on “Online Forms W-2/W-2C”.

Employee Services Area

Back

▼ Service Map

[Salary Statement](#)
You can view your most recent salary statement here.

[W-4 Tax Withholding](#)
You can create, change, and display the information included on the W-4 form here.

[Elect for Online W-2/W-2C](#)
Select to receive W-2/W-2C documents online.

[View/Print W-2/W-2C](#) ←

Please click to verify your SSN to view your W-2/W-2C forms

[Online Forms W-2/W-2C](#)

5. You must enter your SSN number to display your W-2 information.

For security purposes please enter your SSN (No Dashes) to verify the W2s to be displayed.:

←

6. Under the Search Results for Online W-2/W-2C header click the row(s) to highlight the “W-2 Wage and Tax Statement”.

Online Forms W-2/W-2c

▼ Filter for Available Online Forms W-2/W-2c

▼ Search Criteria

Tax Company Name is not

Year is 2014

▼ Search Results for Online Forms W-2/W-2c

Display

Tax Company	Tax Company Name	Year	Form Description	Created On	
<input type="checkbox"/>	UAMS	Univ of Ark for Med Sciences	2014	W-2 - Wage and Tax Statement	12/05/2014
<input type="checkbox"/>					
<input type="checkbox"/>					

 ←

7. Click "Display" directly above the highlighted entry.

▼ Search Results for Online Forms W-2/W-2c					
<div style="display: flex; justify-content: space-between; align-items: center;"> Display ⌂ </div>					
☰	Tax Company	Tax Company Name	Year	Form Description	Created On
	UAMS	Univ of Ark for Med Sciences	2014	W-2 - Wage and Tax Statement	12/05/2014

8. Use both scroll bars located to the right of the Online Forms W-2/W-2C screen and the W-2 window to view the entire W-2 forms.

The image shows two identical W-2 Wage and Tax Statement forms for the year 2014, side-by-side. The forms are for Univ of Ark for Med Sciences, with a total wage of \$56828.49 and federal income tax withheld of \$153.52. The forms include fields for Social Security wages, Medicare wages, and various tax withholdings. A red arrow on the right side of the forms indicates that they can be scrolled vertically to view the entire document.

1 Wages, tips, other compensation		2 Federal income tax withheld	
56828.49		6153.52	
3 Social security wages		4 Social security tax withheld	
56828.49		3523.37	
5 Medicare wages and tips		6 Medicare tax withheld	
56828.49		824.01	
7 Employer's SSA number		8 Employer use only	
430-88-7489			
9 Employer's PEO or number		10 Union number	
71-6046242		SAP Number	
11 Employer's name, address, and ZIP code			
Univ of Ark for Med Sciences 4301 W. Markham St. #717 Little Rock AR 72205			
12 Social security tips		13 Allocated tips	
14 Other		15 To dependent care benefits	
16 Nonqualified plans			
17a Nonqualified plan		17b Tax treatment for box 12	
		DD	6242.72
18 Employee's first name and initial		19 Last name	
Employee Name		Street Address	
City, State Zip			
19 State wages, tips, etc.			
56828.49		20 Local income tax	
		3151.82	
21 Local income tax			
3151.82			
22 Locality name			
23 Form W-2 Wage and Tax Statement 2014			
Copy C for Employee's records			

9. Hover over W-2 form which will display a menu bar with the print icon. Click the print icon to have your W-2 form(s) printed for tax filing purposes.



10. The W2 document was opened in a new window. To return to the previous page click on the "X" in the current tab:

